

## Map of Registered Sex Offenders in the United States

- Data obtained via a survey of the individual sex offender registries in the 50 states, the District of Columbia, and five Territories of the United States (American Samoa, Guam, Northern Mariana Islands, Puerto Rico, and the U.S. Virgin Islands). In the U.S. Virgin Islands, Saint Thomas and Saint John share a sex offender registry, while Saint Croix maintains its own separate sex offender registry. This brings the total number of registries surveyed to 57.
- The total number of registered sex offenders has been compared to census data to determine the number of sex offenders per 100,000 total population in that state. There are 4 exceptions to this: American Samoa, Northern Mariana Islands, Saint Thomas/Saint John, and Saint Croix. These territories have total populations below 100,000. Therefore, these territories were calculated at a rate of sex offenders per 10,000 total population.
- Displayed on each state and territory is the total number of registered sex offenders in red with the number per 100,000 total population or per 10,000 total population where applicable just below in parentheses in black.
- Rates were computed by dividing the total number of registered sex offenders<sup>1</sup> by the overall population<sup>2</sup> in that state or territory and multiplying them by 100,000 or 10,000, respectively.
- Colors indicate the total population range in each state and territory. This range is explained in the legend of the map. The territories in which sex offenders per 10,000 total population were calculated are also denoted with a background color.

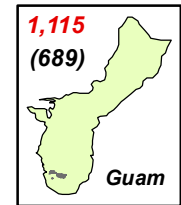
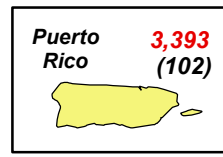
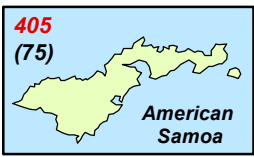
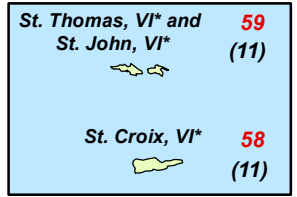
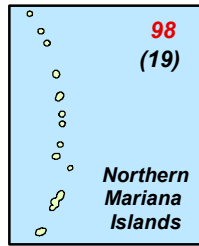
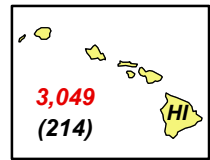
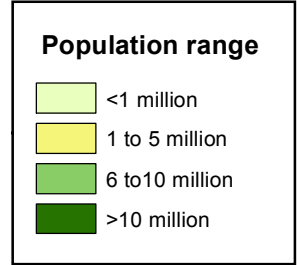
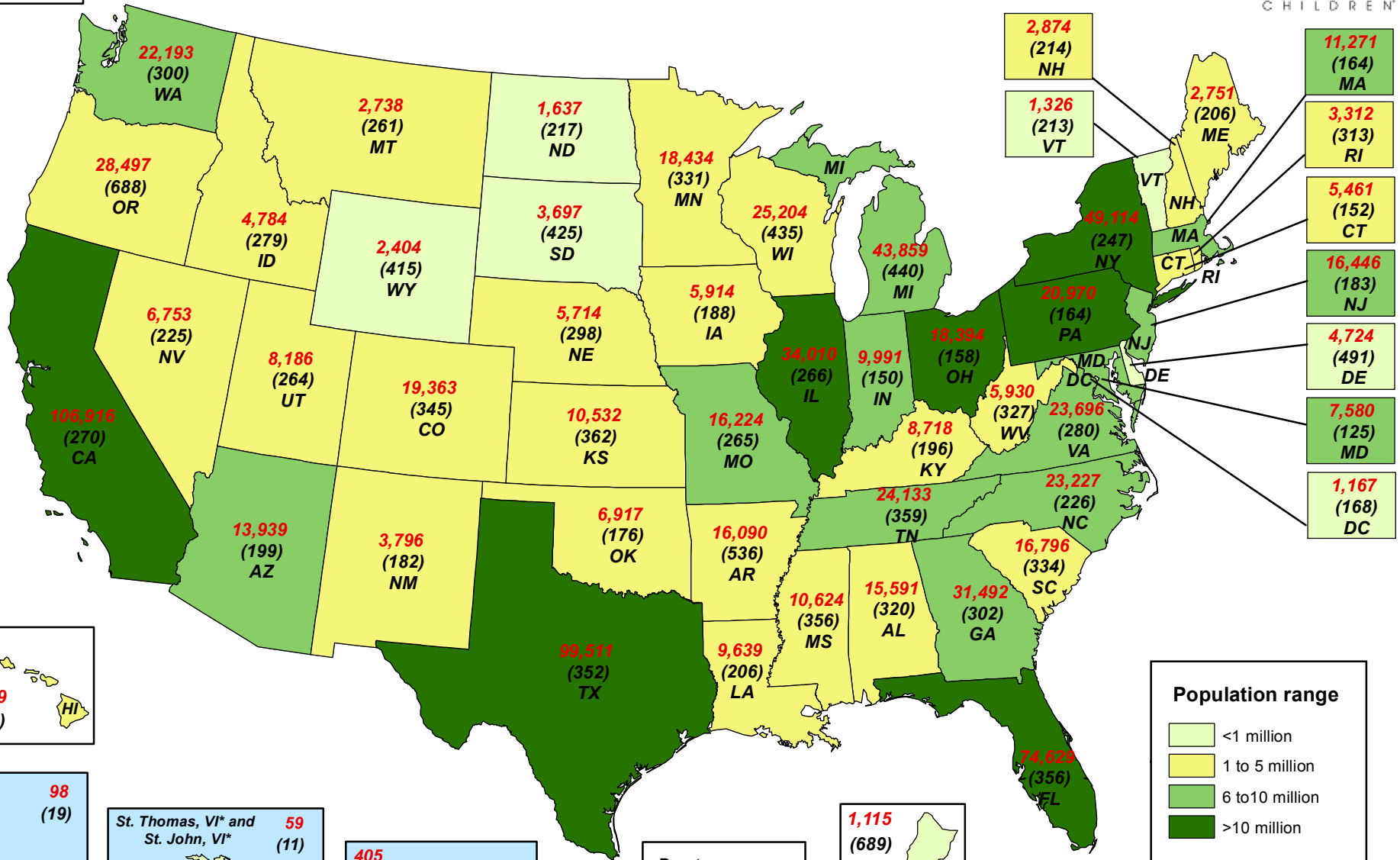
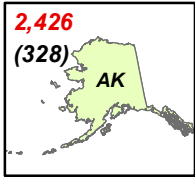
---

<sup>1</sup> Registered Sex Offenders – Registered sex offender totals are based on counts obtained from the state and territory sex offender registries.

<sup>2</sup> Population – Population totals are based on tables downloaded from the July 2017 Estimates U.S. Census Bureau or 2010 U.S. Census Bureau

# Registered sex offenders in the United States and its territories per 100,000 population

Total - 917,771 (per 100,000 population - 279)



Prepared by the Records and Access Unit, December 4, 2018  
National Center for Missing & Exploited Children (NCMEC)  
RSO data: State or territory sex offender registries  
Population range: July 2017 Estimates U.S. Census Bureau or \*2010 U.S. Census Bureau  
Mapping software donated to NCMEC by Esri, Redlands, California